


# Issuing ID Cards

for The Alliance Plan Participants



## Sample ID Card front

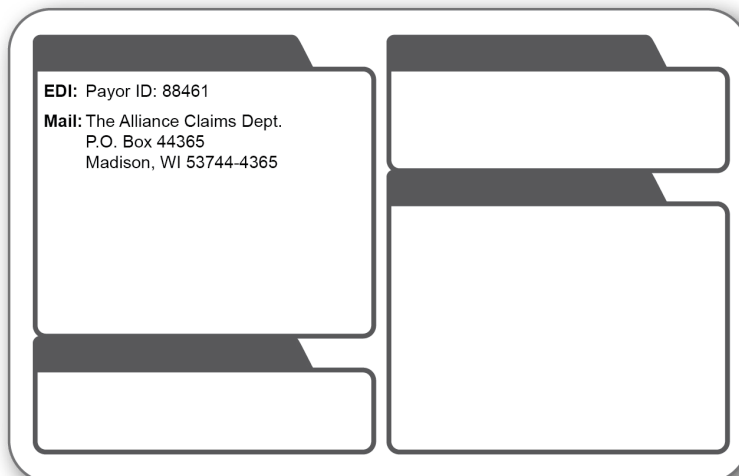


### Our possible logos, depending on the member plan:



To download our logo files, please visit [the-alliance.org/idcard](https://the-alliance.org/idcard)

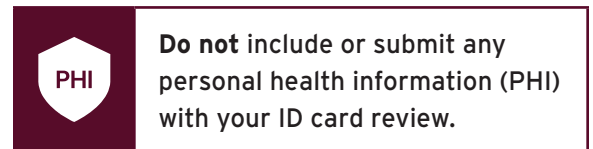
## Sample ID Card back



## Annual Approval Required

To get approval from The Alliance, email a sample image of the ID card to [salessupport@the-alliance.org](mailto:salessupport@the-alliance.org).

The Alliance logo must appear on the front of the card and be the largest logo displayed.



## ID Card Checklist

To reduce misdirected claims & calls, confirm:

- Medical claims are directed to The Alliance
- The Alliance Find a Doctor tool URL is listed: [fad.the-alliance.org](https://fad.the-alliance.org)
- Benefits and precertification contact information is clear
- Pharmacy and dental claim instructions are clear

## Payor Identification Number

The Alliance payor identification number must be included on the ID card for electronic claims submission.

**Payor ID #88461**

For questions or concerns, contact [salessupport@the-alliance.org](mailto:salessupport@the-alliance.org).